

CELINA HS BAND-2011
Ka: Opener
Page #1-Opening Set

Diagram for Set #1 showing instrument positions on a grid. The grid is numbered 10 to 45 on the top and bottom. A legend on the right lists instruments: F-Flute, C-Clarinet, A-Alto Sax, T-Trumpet, H-Horn, R-Trombone, E-Euphonium, U-Tuba, S-Snare, Q-Bass, D-Bass.

Instrument positions: FFF, FRG, GAA, GCAA, EHH, RRR, D, D, S, Q, D, S.

Director Viewpoint

Licensed to: Chris Carrell Created on Pyware 3D

Ka: Opener
Page #2
Flutes/Clarinets/Alto Saxes-Move 16
Horns/Trombones/Percussion-Hold 8, Move 8
Msr. 1-16

Diagram for Set #2 showing instrument positions on a grid. The grid is numbered 5 to 50 on the top and bottom.

Instrument positions: FFF, FRG, GAA, GCAA, EHH, RRR, D, D, S, Q, D, S.

Director Viewpoint

Licensed to: Chris Carrell Created on Pyware 3D

Ka: Opener
Page #3
Move 16
Msr. 5-8

Diagram for Set #3 showing instrument positions on a grid. The grid is numbered 5 to 50 on the top and bottom.

Instrument positions: D, U, D, D, D, S, Q, D, S, E, E, H, H, T, T, F, E, R, R, H, T, T, F, F, C, A, A, T, F, C, C, A, A, T.

Director Viewpoint

Licensed to: Chris Carrell Created on Pyware 3D

Ka: Opener
Page #4
Move 16, Hold 24
Msr. 9-18

Diagram for Set #4 showing instrument positions on a grid. The grid is numbered 5 to 50 on the top and bottom.

Instrument positions: U, D, D, D, S, Q, U, E, E, H, H, T, T, F, E, R, R, H, T, T, F, F, C, A, A, T, F, C, C, A, A, T.

Director Viewpoint

Licensed to: Chris Carrell Created on Pyware 3D

Ka: Opener
Page #5
Move 16
Msr. 19-22

Diagram for Set #5 showing instrument positions on a grid. The grid is numbered 0 to 50 on the top and bottom.

Instrument positions: U, E, E, F, F, R, R, C, C, A, A, T, D, D, D, S, Q, H, H, T, T, F, E, R, R, H, T, T, F, F, C, A, A, T.

Director Viewpoint

Licensed to: Chris Carrell Created on Pyware 3D

Ka: Opener
Page #6
Move 16, Hold 16
Msr. 23-30

Diagram for Set #6 showing instrument positions on a grid. The grid is numbered 5 to 50 on the top and bottom.

Instrument positions: U, E, E, F, F, R, R, C, C, A, A, T, D, D, D, S, Q, H, H, T, T, F, E, R, R, H, T, T, F, F, C, A, A, T.

Director Viewpoint

Licensed to: Chris Carrell Created on Pyware 3D

Ka: Opener
Page #7
Move 16
Msr. 31-34

Diagram for Set #7 showing instrument positions on a grid. The grid is numbered 20 to 50 on the top and bottom.

Instrument positions: U, E, E, F, F, R, R, C, C, A, A, T, D, D, D, S, Q, H, H, T, T, F, E, R, R, H, T, T, F, F, C, A, A, T.

Director Viewpoint

Licensed to: Chris Carrell Created on Pyware 3D

Ka: Opener
Page #8
Move 16
Msr. 35-38

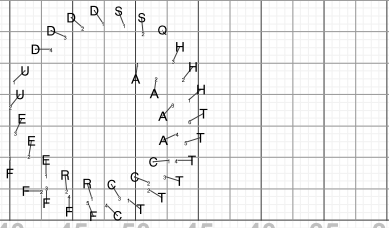
Diagram for Set #8 showing instrument positions on a grid. The grid is numbered 20 to 50 on the top and bottom.

Instrument positions: U, E, E, F, F, R, R, C, C, A, A, T, D, D, D, S, Q, H, H, T, T, F, E, R, R, H, T, T, F, F, C, A, A, T.

Director Viewpoint

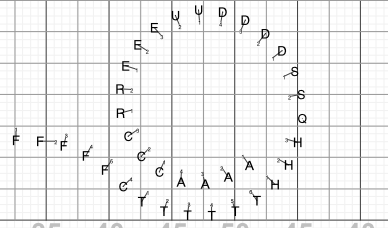
Licensed to: Chris Carrell Created on Pyware 3D

Ka: Opener
Page #9
Move 16, Hold 16
Mr. 39-46



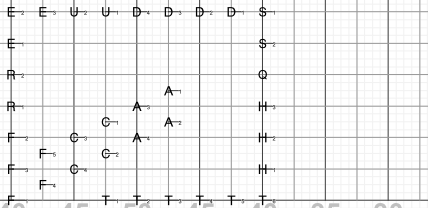
Director Viewpoint

Ka: Opener
Page #10
Move 16
Mr. 47-50



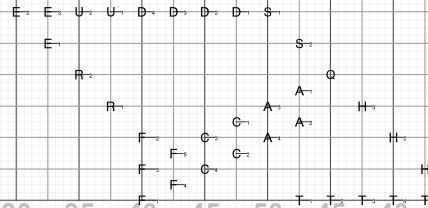
Director Viewpoint

Ka: Opener
Page #11
Move 16
Mr. 51-54



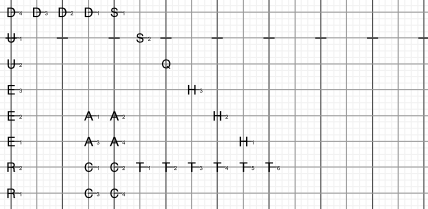
Director Viewpoint

Ka: Opener
Page #12
Move 16
Mr. 55-58



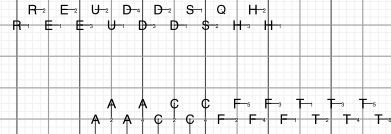
Director Viewpoint

Ka: Opener
Page #11
Move 16
Mr. 59-62



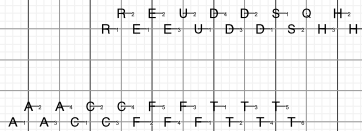
Director Viewpoint

Ka: Opener
Page #14
Move 16, Hold 4
Mr. 63-67




Director Viewpoint

Ka: Opener
Page #15
Move 12
Mr. 68-71



Director Viewpoint

Ka: Opener
Page #16
Move 12, Hold until End (7)
Mr. 72-78



Director Viewpoint